

Shopkins™

Once you shop... You can't stop!



PARTY PACK!



INVITATIONS

INVITE YOUR FRIENDS TO YOUR PARTY
BY SENDING THEM THESE SHOPKINS™ INVITES!

1. CUT ALONG THE DOTTED LINE
2. FILL IN THE DEETS!
3. YOUR INVITATION IS READY TO SEND TO YOUR FRIENDS!





Once you shop... You can't stop!

Shopkins™

**YOU'RE INVITED!
TO A SHOPKINS™
BIRTHDAY TEA PARTY!**

DATE: _____
TIME: _____
WHERE: _____
RSVP: _____



Once you shop... You can't stop!

Shopkins™

**YOU'RE INVITED!
TO A SHOPKINS™
BIRTHDAY TEA PARTY!**

DATE: _____
TIME: _____
WHERE: _____
RSVP: _____



CUPCAKE WRAPPERS

TURN YOUR ORDINARY CUPCAKES INTO SUPER CUTE TREATS WITH THESE SHOPKINS™ CUPCAKE WRAPPERS!

1. CUT ALONG THE DOTTED LINE
2. STICK THE ENDS TOGETHER
3. INSERT CUPCAKE
4. TRY NOT TO EAT THEM BEFORE YOUR GUESTS ARRIVE!



Please note: The above cupcake wrappers are for representation only.
Please print the next page for your cupcake wrappers.











GIFT TAGS

SHOPPIFY YOUR GIFTS WITH THESE CUTE SHOPKINS™ GIFT TAGS.
HERE'S HOW TO MAKE EM!

1. CUT ALONG THE DOTTED LINES
2. PUNCH A HOLE WHERE MARKED
3. CUT A PIECE OF STRING
4. THREAD STRING THROUGH HOLE AND TIE TO GIFT BAG!





PLACE CARDS

TIME TO SET THE TABLE! MAKE YOUR GUESTS FEEL AT HOME WITH THESE SHOPKINS™ PLACE CARDS!

- 1. CUT ALONG THE DOTTED LINE**
- 2. WRITE EACH OF YOUR FRIENDS NAME IN THE BOX PROVIDED**
- 3. FOLD ALONG THE FOLD LINES**
- 4. SET YOUR TABLE!**





HAPPY BIRTHDAY BUNTING

LET'S BRING THIS PARTY TO A WHOLE NEW LEVEL OF FUN
WITH THIS TERRIFIC PARTY BANNER!

1. CUT ALONG THE DOTTED LINE
2. FOLD ALONG THE LINES MARKED
3. STAPLE OR USE TAPE TO HOLD THE FOLD IN PLACE
4. CUT A PIECE OF STRING AND THREAD THROUGH THE FOLD ACROSS ALL LETTERS
5. HANG YOUR SIGN, TO READ HAPPY BIRTHDAY





Fold





Fold





Fold





Fold





Fold





Fold





Fold





Fold





Fold





Fold





Fold





Fold





Fold



PHOTO FRAME

KEEP THE MEMORIES OF YOUR SHOPKINS™ PARTY FOREVER IN THESE CUTE SHOPKINS™ PHOTO FRAMES! GIVE ONE TO EACH GUEST TO TAKE HOME WITH THEM!

1. CUT ALONG THE DOTTED LINE
2. INSERT YOUR PHOTO

